

Pathfinder Gas Pipeline Proposal

Presentation to the Wyoming Pipeline Authority

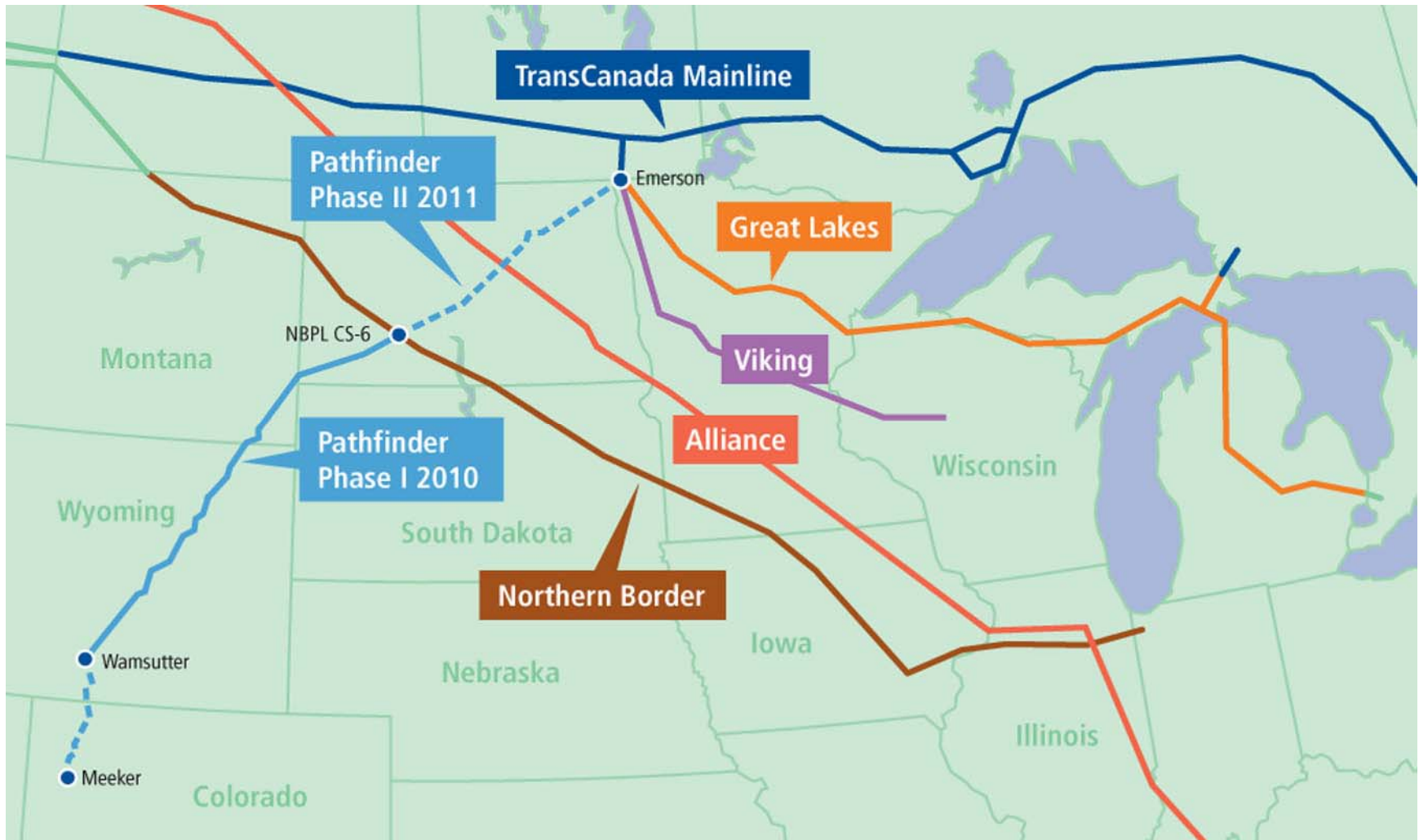
Steve Becker, Vice President Pipeline Development

May 20th, 2008



TransCanada
In business to deliver

Pathfinder Gas Pipeline - Map



The Pathfinder Gas Pipeline - Summary



- An excellent alternative to get producer's gas to downstream markets
- Access to a number of Rockies supply basins
- Significant Wyoming construction project
- In-service in 2010 – faster than alternative proposals
- Enhanced netbacks to producers relative to alternatives

The Pathfinder Gas Pipeline - Summary



- A new 500 mile 42” diameter natural gas pipeline with a nominal capacity of 1.2 Billion cubic feet (Bcf) per day scheduled to commence service in Q4 2010 and with economic expandability up to 2 Bcf/day
- Designed to connect Rockies production in Wyoming to the Northern Border Pipeline for delivery to markets in the U.S. Midwest
- A new 140 mile extension to connect supply in Meeker, Colorado to the Wamsutter hub in Wyoming
- Proposed extension of 275 miles to deliver gas to Emerson, Manitoba for transport to Michigan storage and/or large markets in the U.S. Northeast and Eastern Canada

Pathfinder Gas Pipeline



Two phase project to connect Rockies with U.S. Midwest, Northeast and Eastern Canadian Markets

Phase 1 - Wamsutter to Northern Border CS6 500 Miles

In Service Late 2010

Capacity 1,200 MMcf/d (expandable to 2 Bcf/d)

Facilities 42" 1440 psi 40,000 HP (1 Stn - mid)

30"/36" from Meeker 140 Miles

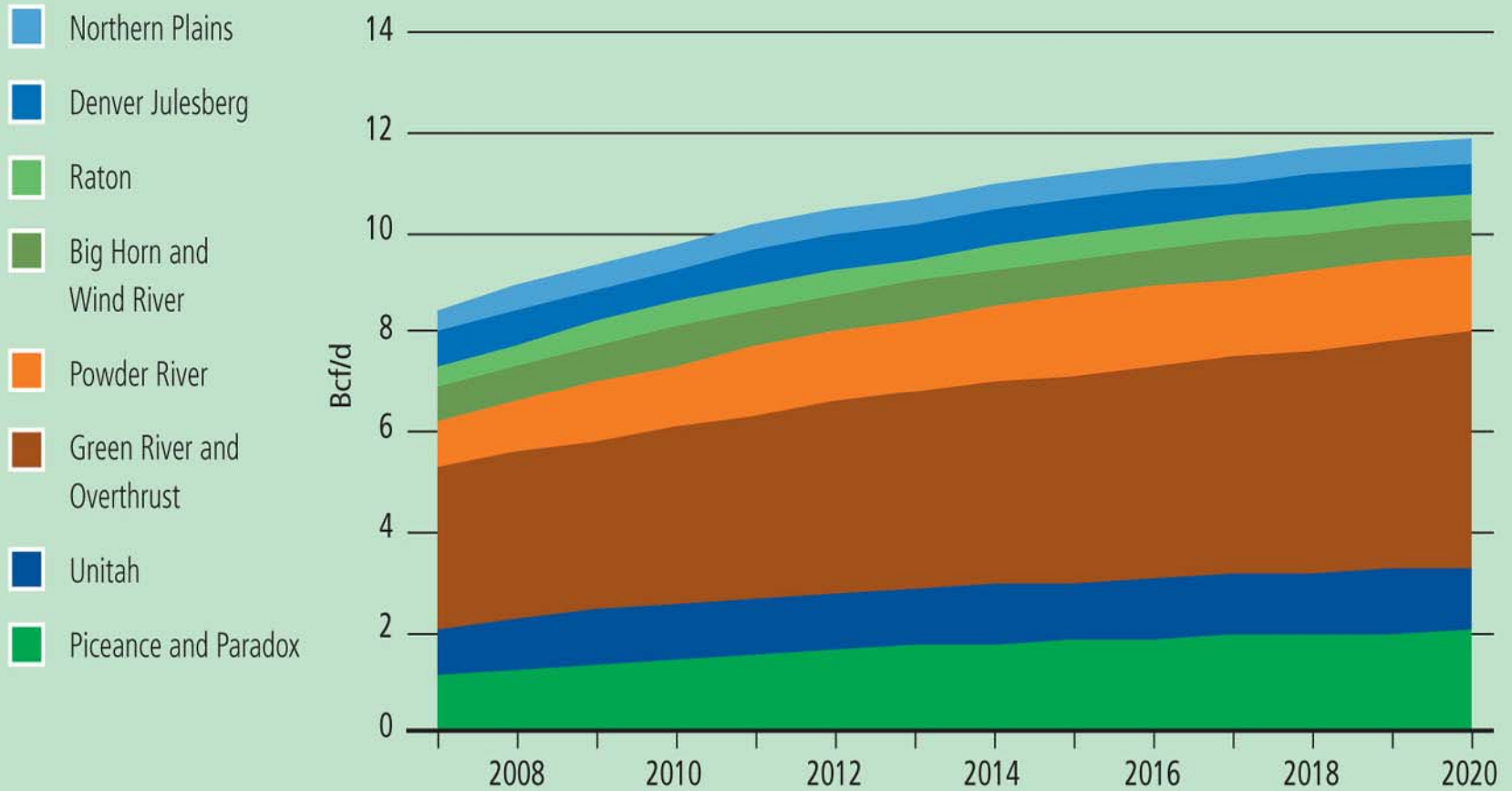
Phase 2 - Northern Border to Emerson 275 Miles

In Service Late 2011

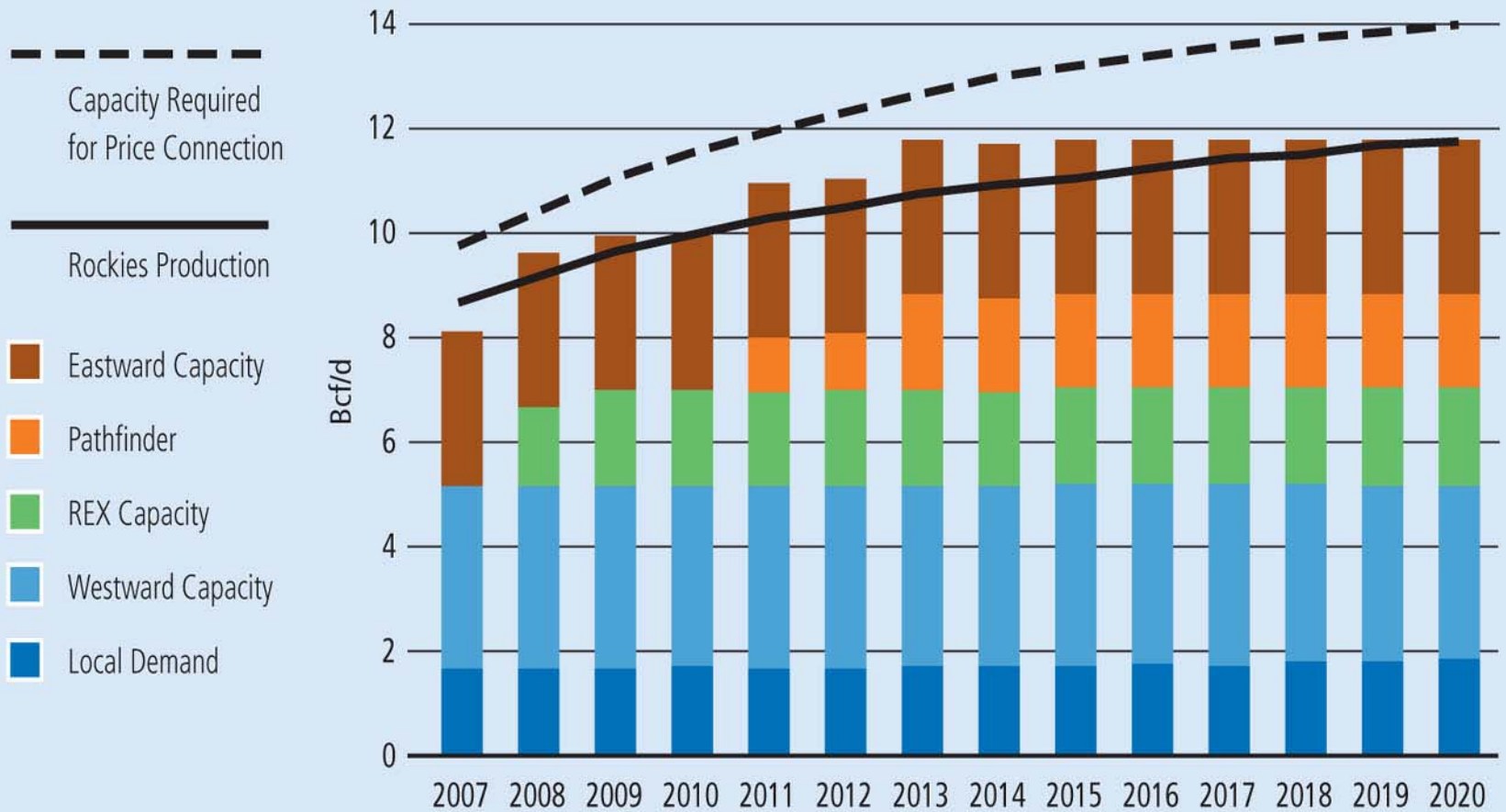
Capacity 800 MMcf/d at Emerson

Facilities 36" 1440 psi 120,000 HP

Rocky Mountain Gas Production



Market Conditions looking forward



Pathfinder – Major Competitive Advantages



- **Market Access** – Link between new pipe and existing pipeline network
 - New pipe is expensive therefore short distance of new construction is the best option
 - Oilsands utilizing more WCSB gas so excess pipeline capacity is being created
- **Diverse Markets** – Access to large, diverse markets that include growing power generation and residential loads as well as large natural gas storage sites
- **Improved Pipeline Network Access** – By connecting to pipeline systems that serve the U.S. Midwest, U.S. Northeast and Eastern Canada, Pathfinder will provide shippers with increased flexibility and market optionality

Pathfinder - Throughput Capabilities



Pathfinder – Major Competitive Advantages



- **Best Netbacks to Producers** – Variety of market options and delivery point flexibility via interconnecting systems ensures best possible prices and therefore best netbacks to producers
- **In-service by late 2010** – Reducing the potential for the re-emergence of pipeline capacity constraints and Rockies price disconnects

Pathfinder Project Timeline



2008

- Solicit Industry support and conduct binding Open Season
- Initiate public consultation with stakeholders
- Initiate environmental field studies along with detailed engineering design
- Host Open House event to solicit input for route refinement and engineering design
- Begin preparing and filing regulatory applications

2009

- File FERC certificate application
- Prepare and file various environmental and other major permit applications
- Participate in public hearing processes associated with major regulatory applications
- Regulatory review, permitting and commencement of easement acquisition

Pathfinder Project Timeline (cont.)



2010

- Begin construction after receiving regulatory approvals
- Complete construction
- Anticipate pipeline in-service by fourth quarter 2010

The Pathfinder Advantage



- **Shortest distance to connect to other large pipeline systems**
- **Low cost expandability to access additional markets**
- **Access to existing pipeline infrastructure (Northern Border, Great Lakes Transmission, TransCanada Mainline, Viking) connected to large, diverse markets that include power generation and storage in both the United States and Canada**
- **Anticipate Phase 1 in service by Q4 2010**